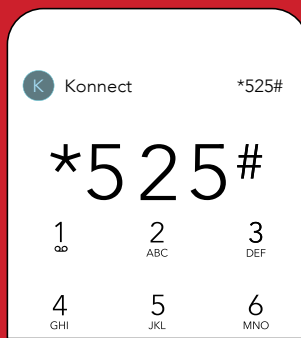
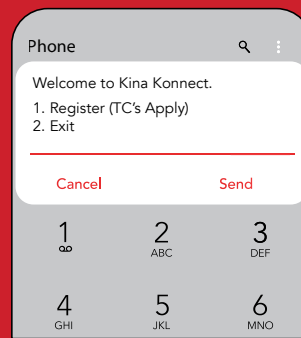


Now you can register on any mobile phone and start banking whenever, wherever, 24/7.

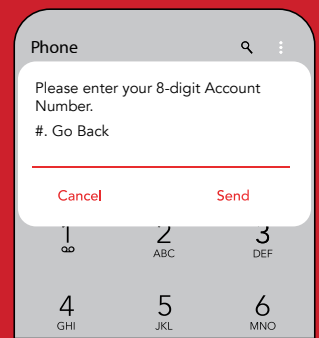
- Account enquiry
- Top-up services
Easipay & mobile
- Payments
- Funds transfer
- My services



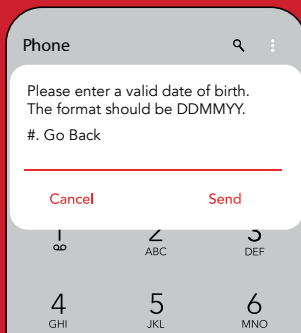
Step 1: Dial *525# and press the call key.



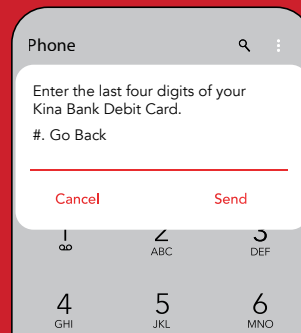
Step 2: Press 1 to continue. Press 2 to exit.



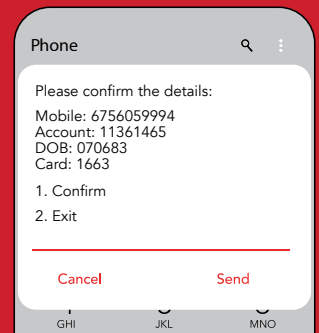
Step 3: Enter your 8-digit account number and press send.



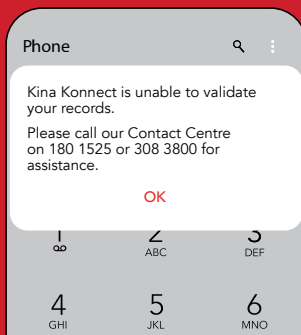
Step 4: Enter your date of birth and press send.



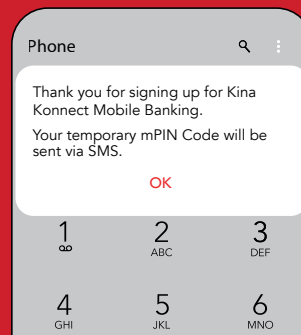
Step 5: Enter the last 4 digits of your local or visa debit card.



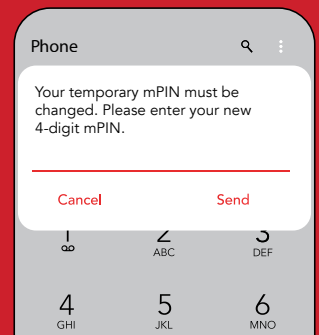
Step 6: Press 1 to confirm details and send. Press 2 to exit.



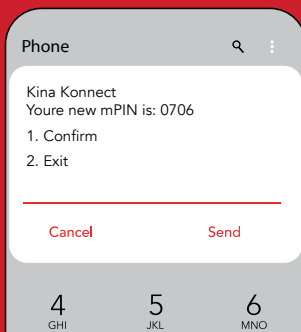
Note: If any of the information entered is incorrect, you will receive this error message.



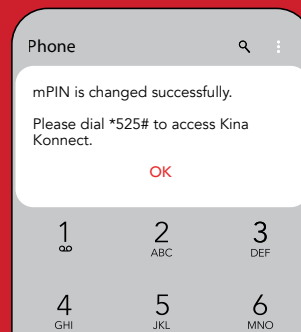
Note: If all of the information is correct you will receive this confirmation screen.



Step 7: Once you receive the SMS containing your temporary mPIN, dial *525# and enter it. Then you will be asked to change it to a new mPIN. Enter your new mPIN and press send.



Step 8: Confirm that your new mPIN is correct, then press 1 to continue. Press 2 to exit.



Step 9: Confirmation screen for successful change of mPIN.



+675 308 3800
kina@kinabank.com.pg
kinabank.com.pg